



COMMUNITY MAPPING: TOOLS FOR IMPLEMENTING A MEANINGFUL DAY

Presented by:

*Deborah Lassiter, Alex Rios, and Kathryn Schwaar
from Partners for Employment*

OUR GOALS FOR THIS TRAINING:

- Review Customized Community Supports Meaningful Day Activities.
- Learn Community Mapping principles and how to access the UNM PFE Community Mapping Training Series.
- Learn how to use Community Mapping principles and tools for a Person-Centered approach towards employment aspirations.



ABOUT US:



ALEX RIOS

MPH CESP, ACRE

TRAINING AND DEVELOPMENT CONSULTANT

- Naturalist
- Dog Mom
- Ecstatic Dancer
AND Tennis
Instructor



DEBORAH LASSITER

BS, ACRE

EDUCATION SPECIALIST

- GG (GREAT Grandma!)
- Bird Mom & Dog
Rescuer
- Passionate
Homesteader



KATHRYN SCHWAAR

MM, CESP, ACRE

EDUCATION SPECIALIST

- Classical Singer
- Cat Mom (and boy
Mom)
- Cooking and Baking
Enthusiast

ABOUT YOU: A DISCOVERY ACTIVITY

Name:

Date:

DISCOVERY ACTIVITY

circle all of the images that represent you



WHY DISCOVERY?

THE FOUNDATION FOR DEVELOPING A PERSON-CENTERED PLAN

Core Values:

- It's always about the individual.
- The discovery process looks different for everyone.
- It supports individuals with making informed choices about their life.
- Everyone is employable and equal.
- Each person is an expert on themselves.
- Opportunities for exploration are encouraged and provided.



PART 1: MEANINGFUL DAY AND COMMUNITY MAPPING PRINCIPLES



A MEANINGFUL DAY INCLUDES:

- Purposeful and meaningful work.
- Self-empowerment.
- Personal relationships.
- Skill development.
- Social, educational and community inclusion activities.
- Community Life Engagement guideposts (CLE).



COMMUNITY LIFE ENGAGEMENT (CLE)

GUIDEPOSTS:

INDIVIDUALIZED
SUPPORTS FOR EACH
PERSON

PROMOTION OF
COMMUNITY
MEMBERSHIP AND
CONTRIBUTION

USE OF HUMAN AND
SOCIAL CAPITAL TO
DECREASE
DEPENDENCE ON
PAID SUPPORTS

PROVISIONS OF
SUPPORTS THAT ARE
OUTCOME-ORIENTED
AND REGULARLY
MONITORED

EACH
MEANINGFUL
DAY ACTIVITY
SHOULD **ALWAYS**
BE ALIGNED WITH
THE PERSON'S:

- VISIONS
- PERSONAL GOALS
- DESIRED OUTCOMES



COMMUNITY LIFE ENGAGEMENT (CLE) GUIDEPOSTS:

INDIVIDUALIZED SUPPORTS FOR EACH PERSON

- Starts with Person Centered Planning:
 - Helping the person define their own meaningful day.
 - Defining the goals, desires, and dreams they want to accomplish.
 - Fleshing out their preferences, strengths, interests, and skills.
 - Assessing support needs.
- Align meaningful day activities and plan accordingly.



COMMUNITY LIFE ENGAGEMENT (CLE) GUIDEPOSTS:

PROMOTION OF COMMUNITY MEMBERSHIP AND CONTRIBUTION

- Establishing and strengthening interpersonal relationships.
- Joining and contributing to social networks.
- Participating in typical community life.
- Increasing independence



COMMUNITY LIFE ENGAGEMENT (CLE) GUIDEPOSTS:

USE OF HUMAN AND SOCIAL CAPITAL TO DECREASE
DEPENDENCE ON PAID SUPPORTS

- Developing relationships and natural supports in the community.
- Creating a safe and secure environment.
- Increasing interdependence through skill acquisition.
- Natural progression to decrease dependence on paid supports.



COMMUNITY LIFE ENGAGEMENT (CLE) GUIDEPOSTS:

PROVISIONS OF SUPPORTS THAT ARE OUTCOME-ORIENTED
AND REGULARLY MONITORED

- Supports goal and outcomes.
- It is person-centered not program centered.
- Supports a full, rich, and meaningful life.
- Regularly monitoring the progress and process.



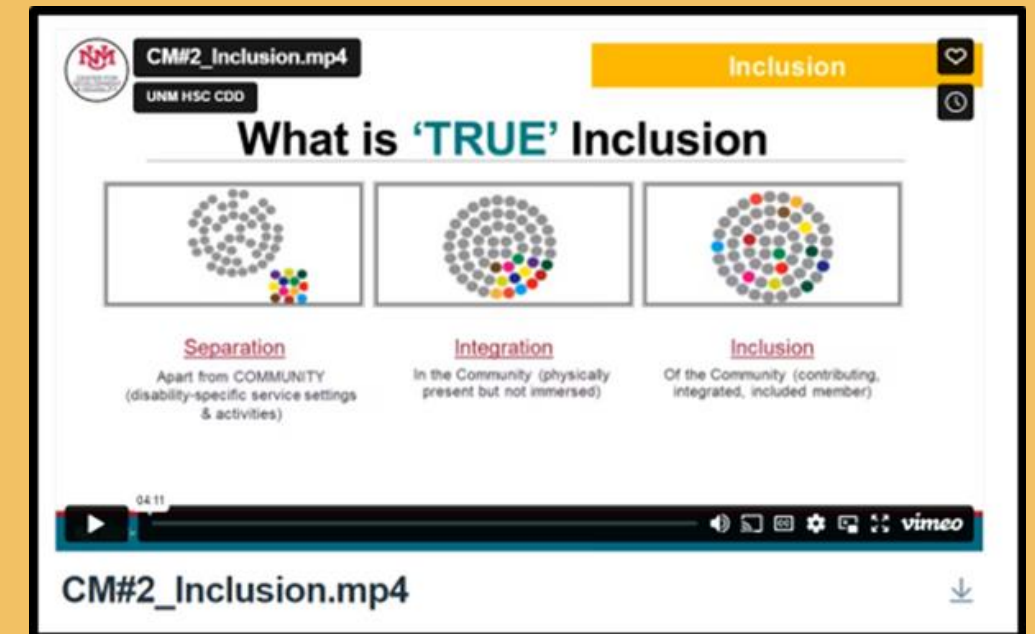
WHAT IS COMMUNITY MAPPING?

- A way of thinking about resources in your community that make life meaningful.
- Person-centered planning and inclusion are the foundation.
- Uses close social ties and distant social ties to identify potential connections.
- A good community map will:
 - Create a visual chart of what exists in the community.
 - Expand expectations.
 - Lead to relationship building.



PFE COMMUNITY MAPPING TRAINING VIDEOS:

- A set of 10 micro-training videos that explain the components of community mapping.
- Each video is no longer than 12 minutes long.
- The videos can be viewed in sequential order in one sitting (approximately 60 minutes in length) or you can view each training separately at your own pace and in any order.
- Additional worksheets accompany the videos to use for your practice.
- Register online at our website to access the trainings and earn 1.5 continuing education hours



ACCESSING THE TRAINING VIDEOS:



1. Visit the PFE Website

2. Click on Trainings
Technical Assistance

3. Select Community
Mapping Training Series

4. Register for the
Training Series on
Learning Stream*

ACCESSING THE TRAINING VIDEOS:



Once you've registered, you will receive **THREE** emails.

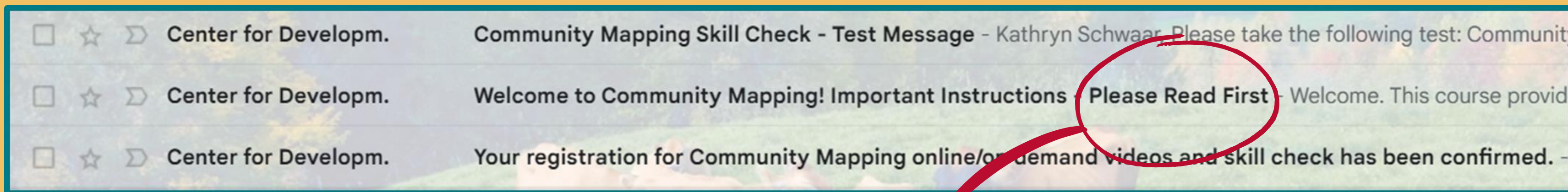
- | | | | | |
|--------------------------|---|---|----------------------|--|
| <input type="checkbox"/> | ☆ | ⌵ | Center for Developm. | Community Mapping Skill Check - Test Message - Kathryn Schwaar, Please take the following test: Communit |
| <input type="checkbox"/> | ☆ | ⌵ | Center for Developm. | Welcome to Community Mapping! Important Instructions - Please Read First - Welcome. This course provid |
| <input type="checkbox"/> | ☆ | ⌵ | Center for Developm. | Your registration for Community Mapping online/on demand videos and skill check has been confirmed. - |



ACCESSING THE TRAINING VIDEOS:



Once you've registered, you will receive **THREE** emails.



The email with the subject line:

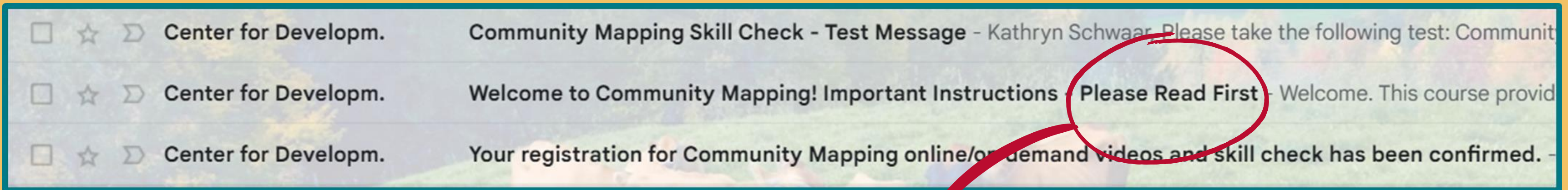
Important Instructions- Please Read First
will contain the links for all the videos.



ACCESSING THE TRAINING VIDEOS:



Once you've registered, you will receive **THREE** emails.



The email with the subject line:

Important Instructions- Please Read First
will contain the links for all the videos

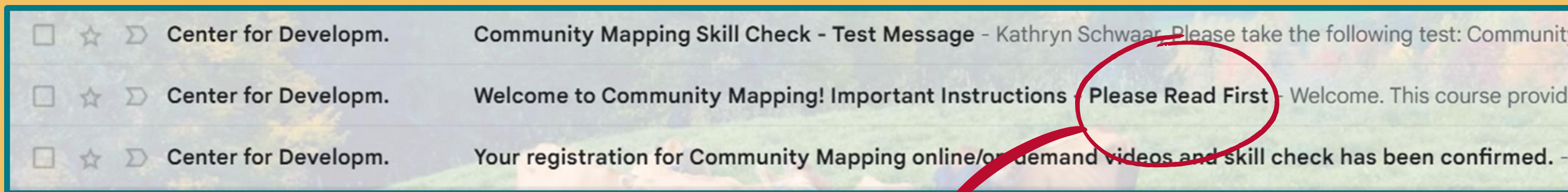
- ACCESS VIDEOS HERE:
- #1 [Person Centered Planning](#)
 - #2 [Inclusion](#)
 - #3 [What is a Community Map?](#)
 - #4 [Concentric Circle](#)
 - #5 [Basic Web Search](#)
 - #6 [Organizing Your Information](#)
 - #7 [Intro Phone Call](#)
 - #8 [Researching an Info Interview](#)
 - #9 [Hosting an Info Interview](#)
 - #10 [Employer Education](#)



ACCESSING THE TRAINING VIDEOS:




Once you've registered, you will receive **THREE** emails.



The email with the subject line:

Important Instructions- Please Read First
will contain the links for all the videos.

 **TIP!** Save this email with the links for the video and/or bookmark all the videos on your web browser so you have easy access to the trainings.

- ACCESS VIDEOS HERE:
- #1 [Person Centered Planning](#)
 - #2 [Inclusion](#)
 - #3 [What is a Community Map?](#)
 - #4 [Concentric Circle](#)
 - #5 [Basic Web Search](#)
 - #6 [Organizing Your Information](#)
 - #7 [Intro Phone Call](#)
 - #8 [Researching an Info Interview](#)
 - #9 [Hosting an Info Interview](#)
 - #10 [Employer Education](#)



THE TRAINING VIDEO TOPICS:

Person-
Centered
Planning

Inclusion

What is a
Community
Map?

Basic Web
Search

Concentric
Circles

Organizing
Your
Information

Planning an
Introductory
Phone Call

Researching
for an
Informational
Interview

Hosting an
Informational
Interview

Employer
Education

THE TRAINING TOPICS & SUMMARIES:

Person-Centered Planning

Length: 4 minutes, 51 seconds

Principles and Vocabulary: Person-Centered, Informed Choice, Risk and Experience

Worksheets or Tools: A Person-Centered Conversation and S.M.A.R.T.E.R. Goals

Inclusion

Length: 4 minutes, 11 seconds

Principles and Vocabulary: Separation, Integration, and Community Inclusion


Worksheets or Tools: What Community Inclusion Is and Is Not

What is a Community Map?

Length: 4 minutes, 40 seconds

Principles and Vocabulary: Community Mapping, Close and Distant Social Ties

Worksheets or Tools: What A Good Community Map Looks Like



THE TRAINING TOPICS & SUMMARIES:

Concentric Circles

Length: 5 minutes, 19 seconds

Principles and Vocabulary: Concentric Circles, Close and Distant Social Ties

Worksheets or Tools: Concentric Circles Worksheet (and example!)

Basic Web Search

Length: 3 minutes, 26 seconds

Principles and Vocabulary: Benefits of Researching Businesses

Worksheets or Tools: Basic Web Search Worksheet (and example!)

Organizing Your Information

Length: 4 minutes, 53 seconds

Principles and Vocabulary: Organization

Worksheets or Tools: Three Examples/Ideas For Organizing Your Information - Paper Maps, Google Drive, and Smart Phones



THE TRAINING TOPICS & SUMMARIES:

Planning an Introductory Phone Call

Length: 7 minutes, 1 second

Principles and Vocabulary: First Impressions, Business Unmet Needs, Setting Goals and Role Playing

Worksheets or Tools: Planning an Introductory Phone Call Worksheet

Researching for an Informational Interview

Length: 6 minutes, 30 seconds

Principles and Vocabulary: Formal and Informal Informational Interviews, Research, Asking Questions, Where to Host an Informational Interview


Worksheets or Tools: Dig Deeper Website Search Worksheet

Hosting an Informational Interview

Length: 12 minutes, 26 seconds

Principles and Vocabulary: Reflection, Drafting Questions, Active Listening, and Follow Up

Worksheets or Tools: Red vs Green Flags and A Real Life Example of An Informal Informational Interview



THE TRAINING TOPICS & SUMMARIES:

Employer Education

Length: 8 minutes, 23 seconds

Principles and Vocabulary: Clinical Language vs Employer Friendly Language, Accommodations, What is a Job Coach, and Benefits of Inclusive Hiring

Worksheets or Tools: Common Employer Concerns and Solutions



THE TRAINING TOPICS & SUMMARIES:

Employer Education

Length: 8 minutes, 23 seconds

Principles and Vocabulary: Clinical Language vs Employer Friendly Language, Accommodations, What is a Job Coach, and Benefits of Inclusive Hiring

Worksheets or Tools: Common Employer Concerns and Solutions



You must create a free learning stream account to register for the community mapping training and to gain access to all of the videos.



PART 2: HOW TO MAP OUT MEANINGFUL DAY ACTIVITIES



1

Begin with a Community Life Engagement Guidepost.

2

Choose a Community Mapping Principle.

3

**Use the accompanying video and worksheet (s)
to help you craft your activity.**

FIRST EXAMPLE:

1

Choose a
Community Life
Engagement
Guidepost.

2

Choose a
Community
Mapping
Principle.

3

Use the
accompanying
video and
worksheet (s) to
help you craft
your activity.

**INDIVIDUALIZED
SUPPORTS FOR
EACH PERSON**

FIRST EXAMPLE:

1

Choose a
Community Life
Engagement
Guidepost.

2

Choose a
Community
Mapping
Principle.

3

Use the
accompanying
video and
worksheet (s) to
help you craft
your activity.

**INDIVIDUALIZED
SUPPORTS FOR
EACH PERSON**

PERSON - CENTERED PLANNING

WHAT IS A COMMUNITY MAP?

CONCENTRIC CIRCLES

FIRST EXAMPLE:

1

Choose a
Community Life
Engagement
Guidepost.

2

Choose a
Community
Mapping
Principle.

3

Use the
accompanying
video and
worksheet (s) to
help you craft
your activity.

**INDIVIDUALIZED
SUPPORTS FOR
EACH PERSON**

PERSON - CENTERED PLANNING



Identify known skills and interests.

WHAT IS A COMMUNITY MAP?



Map out different areas of interest in your community.

CONCENTRIC CIRCLES



Use social ties to explore these areas of interest in your community.

SECOND EXAMPLE:

1

Choose a
Community Life
Engagement
Guidepost.

2

Choose a
Community
Mapping
Principle.

3

Use the
accompanying
video and
worksheet (s) to
help you craft
your activity.

**PROVISIONS OF
SUPPORTS THAT ARE
OUTCOME-ORIENTED
AND REGULARLY
MONITORED**

SECOND EXAMPLE:

1

Choose a
Community Life
Engagement
Guidepost.

2

Choose a
Community
Mapping
Principle.

3

Use the
accompanying
video and
worksheet (s) to
help you craft
your activity.

**PROVISIONS OF
SUPPORTS THAT ARE
OUTCOME-ORIENTED
AND REGULARLY
MONITORED**

**ORGANIZING YOUR
INFORMATION**

**RESEARCHING FOR AN
INFORMATIONAL INTERVIEW**

**HOSTING AN INFORMATIONAL
INTERVIEW**

SECOND EXAMPLE:

1

Choose a
Community Life
Engagement
Guidepost.

2

Choose a
Community
Mapping
Principle.

3

Use the
accompanying
video and
worksheet (s) to
help you craft
your activity.

**PROVISIONS OF
SUPPORTS THAT ARE
OUTCOME-ORIENTED
AND REGULARLY
MONITORED**

**ORGANIZING YOUR
INFORMATION**

**RESEARCHING FOR AN
INFORMATIONAL INTERVIEW**


**HOSTING AN INFORMATIONAL
INTERVIEW**

Organize your supports in the way that will best suit the individual you are working with.

Research possible supports that align with the outcomes of the person you are working with.

Visit these support sites and host an informational interview with the person you are working with.

PART 3: COMMUNITY MAPPING & MEANINGFUL DAY IN ACTION:



LET'S TRY IT: COMMUNITY MAPPING IN ACTION WORKSHEET



1. Choose one of the four CLE guideposts.
2. Apply what you have learned to Michael. (See next slide.)
3. Think about what community mapping videos and principles could be used for this activity. Come up with a few practical examples.
4. Be prepared to share with those around you (and perhaps with the entire group).

A CASE STUDY: MICHAEL



- Age: 20
- Education: Attending DACCC Career and Life Skills Academy
- Hobbies:
 - Drawing and animating comic books.
 - Hanging Out With Friends.
 - Going to car shows with his dad.
 - Going to museums.
- Goals:
 - Obtain a certificate in computer literacy from DACCC.
 - Explore potential jobs around comic books or animation
 - Live outside of home.

LET'S TRY IT: COMMUNITY MAPPING IN ACTION WORKSHEET




NM CENTER FOR DEVELOPMENT & DISABILITY

MAPPING OUT COMMUNITY LIFE ENGAGEMENT WORKSHEET

1	2	3
Community Life Engagement Guideposts	Community Mapping Tool(s):	Practical Activity Ideas:
1. Individualized supports for each person		
2. Promotion of community membership and contribution		
3. Use of human and social capital to decrease dependence on paid supports		
4. Provisions of supports that are outcome-oriented and regularly monitored		

1

REMEMBER...

An illustration of a yellow house with a black roof and a red car on a black road with white dashed lines. The house has two windows and a red door. The car is a small, rounded red car.

The concepts of discovery, person-centered planning, and inclusion are foundational to all Pre-ETS planning.

Make a plan to have quick and easy access to the community mapping videos and accompanying worksheets.

Don't be afraid to experiment with different activities and experiences. Each person you work with is unique and will require a unique approach.



RESOURCES:

- **Self-guided discovery facilitator guide** (National Disability Institute)
- **Using Discovery as a Tool to Increase Employment and Decrease Poverty in Partnership with Centers for Independent Living** (Disability Employment TA Center)
- **Marc Gold & Associates Website** (Marc Gold & Associates is a network of training consultants who specialize in employment and community participation for persons with significant disabilities.)
 - **What is Customized Employment** (from MG&A website)
- **Customized Employment PDF** (Griffin Hammis Associates- an internationally recognized pioneer in the field of customized employment services for people with disabilities.)
- Department of Health/Developmental Disabilities Waiver: **www.nmhealth.org/about/ddsd/pgsv/ddw/**
- Engage-High Quality Community Life Engagement Supports: Four Guideposts for Success (PDF) Timmons, J., Sulewski, J. (2016). High-Quality Community Life Engagement Supports: Four Guideposts for Success. Engage, Issue #3. Boston, MA: University of Massachusetts Boston, Institute for Community Inclusion
<https://www.communityinclusion.org/projects/cle/>

CONTACT US:




ALEX
MPH, CESP, ACRE
AERIOS
TRAINING AND DEVELOPMENT CONSULTANT

AERIOS@SALUD.UNM.EDU



DEBORAH LASSITER
BS, ACRE
EDUCATION SPECIALIST

DLASSITER@SALUD.UNM.EDU



KATHRYN SCHWAAR
MM, CESP, ACRE
EDUCATION SPECIALIST

KSCHWAAR@SALUD.UNM.EDU



THANK YOU!